



ADAPTORS and CLUTCH UNITS

PTO Pump Adaptors	2.1
Pump Flange Adaptors	2.6
PTO Flange Adaptors	2.7

1800 022 831

www.heavyhydraulics.com.au

The allowed torque is referred to the maximum value transmitted under theoretical conditions.
The real torque rating depends on external factors such as:


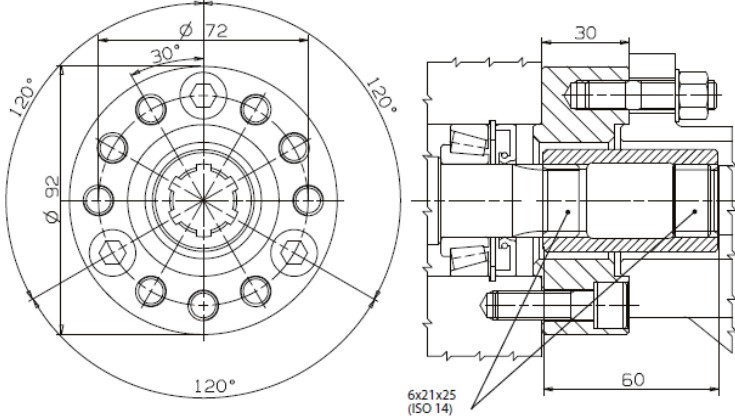
- shaft alignments;
- peaks;
- vibrations.


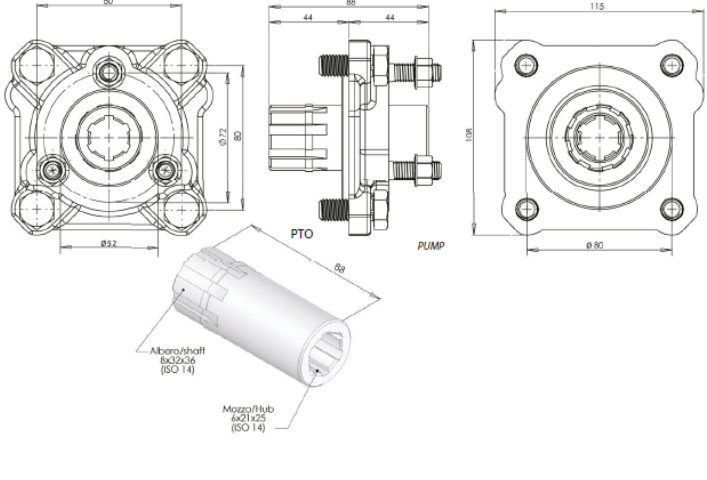
We recommend therefore to take into consideration a negative factor while calculating the transmissions based onto real working conditions.


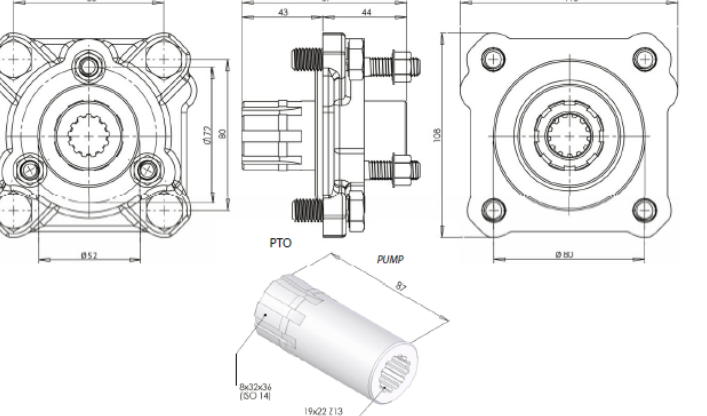
Furthermore, we recommend to grease the splined shafts (couplings and joints) to ensure longer lifetime to the toothing.


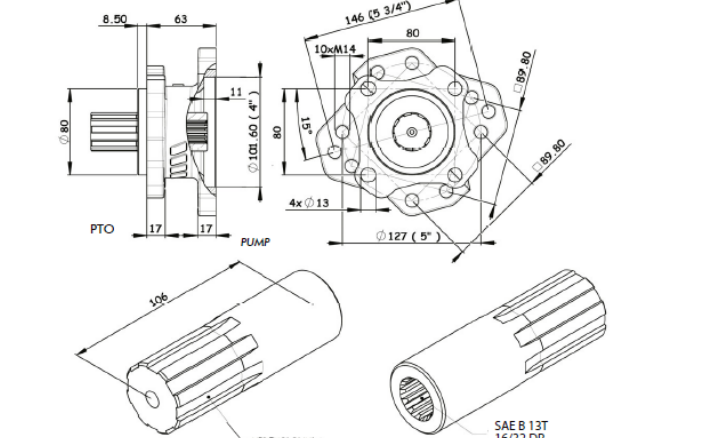
<p>11400300014</p>  <p>6x21x25 (ISO 14)</p> <p>Theoretical transmitted torque 400 Nm</p>	<p><i>UNI - UNI</i></p> <p>11400000106</p>  <p>11400001064</p>  <p>Length 30mm</p>	 <p>11400010604</p>
---	--	--


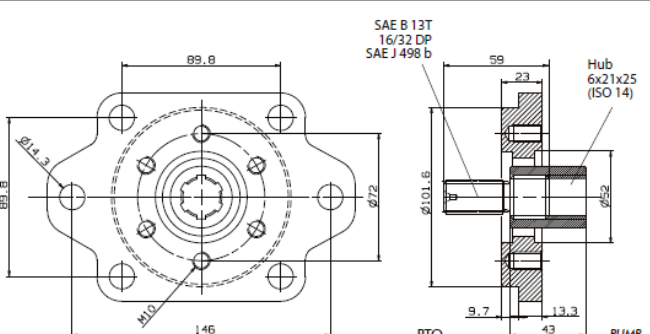
<p>11400400059</p>  <p>19x22 Z=13 (DIN 5482)</p> <p>6x21x25 (ISO 14)</p> <p>Theoretical transmitted torque 250 Nm</p>	<p><i>UNI / DIN - UNI / DIN</i></p> <p>11400000115</p>  <p>11400011505</p>  <p>Length 30mm</p>	 <p>11400011505</p>
--	--	---


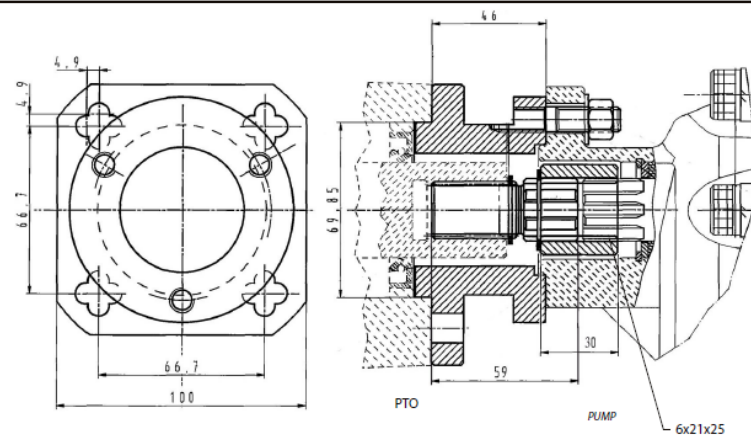
<p>11400000393</p>  <p>Intermittent max. torque 295 Nm</p>	<p><i>Adaptor PTO / UNI PUMP</i></p>  <p>6x21x25 (ISO 14)</p>	
---	---	--


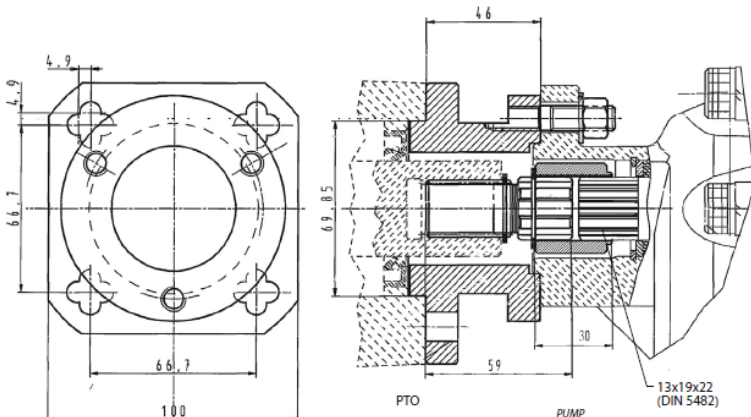
1140000071	Adaptor ISO 4-hole PTO / UNI 3-hole PUMP
 <p>Theoretical transmitted torque 400 Nm</p>	

11400000786	Adaptor ISO 4-hole PTO/DIN13 3-hole PUMP
 <p>Theoretical transmitted torque 250 Nm</p>	

11400011701	Adaptor ISO 4 BOLT PTO / SAE B PUMP
 <p>Theoretical transmitted torque 250 Nm</p>	

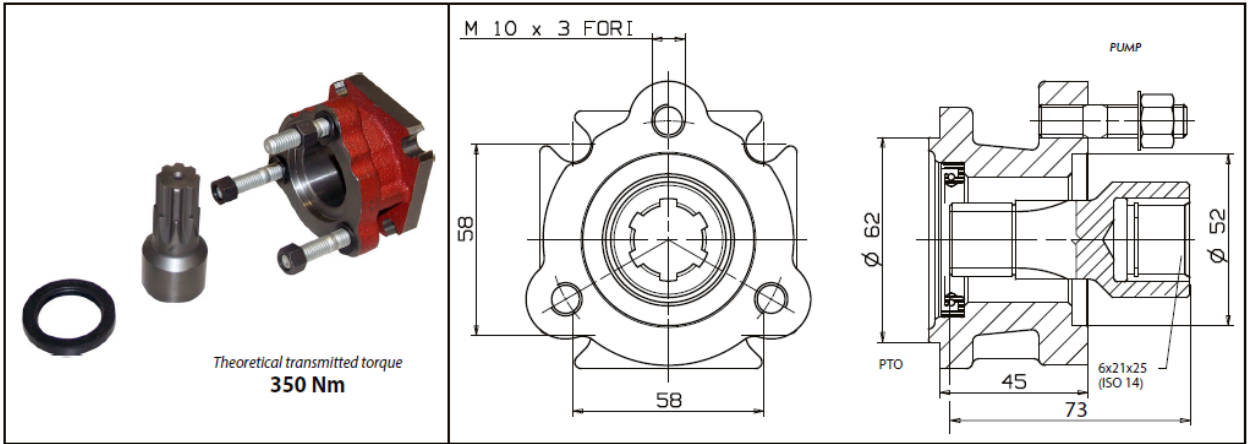
1140000017	Adaptor SAE B PTO / UNI PUMP
 <p>Theoretical transmitted torque 250 Nm</p>	 <p>SAE B 13T 16/32 DP SAE J 498 b</p> <p>Hub 6x21x25 (ISO 14)</p> <p>PTO</p> <p>PUMP</p>

1140000080	Adaptor DANA PTO / UNI PUMP
 <p>Theoretical transmitted torque 250 Nm</p>	 <p>PTO</p> <p>PUMP</p> <p>6x21x25 (ISO 14)</p>

1140000259	Adaptor DANA PTO / DIN 5482 PUMP
 <p>Theoretical transmitted torque 250 Nm</p>	 <p>PTO</p> <p>PUMP</p> <p>13x19x22 (DIN 5482)</p>

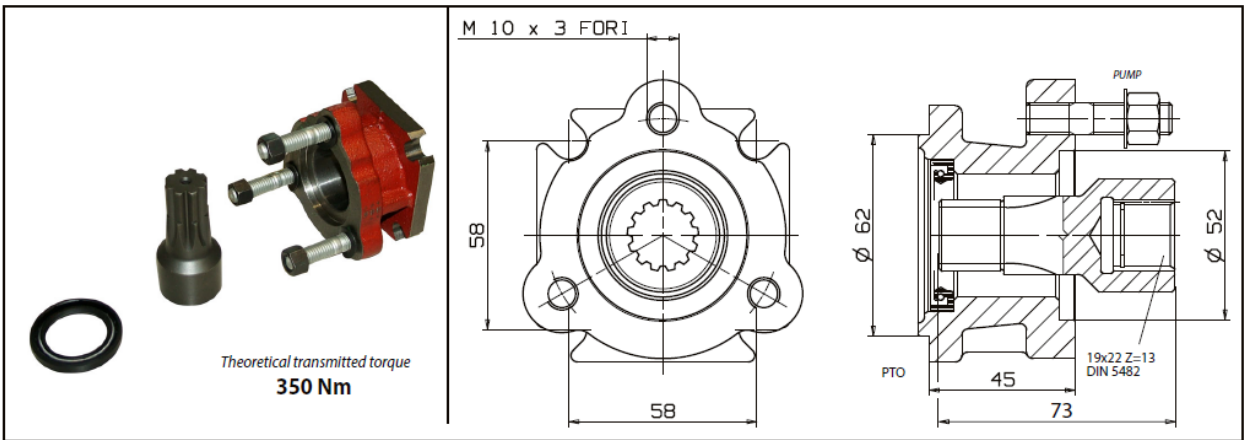
1140000375


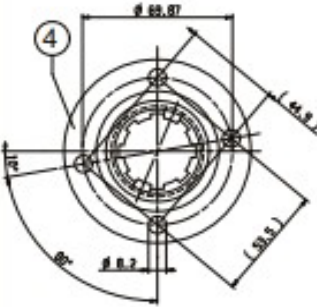
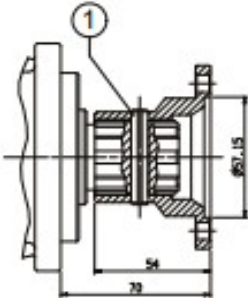

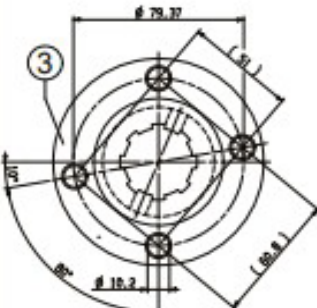
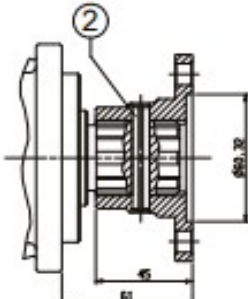

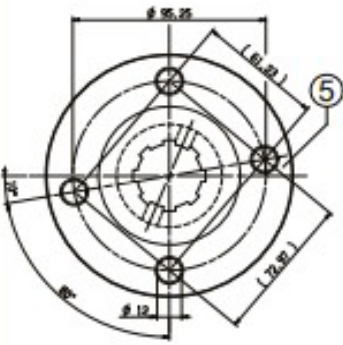
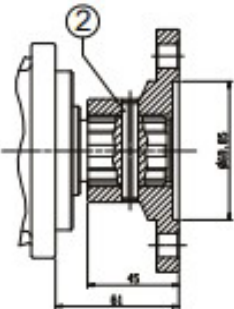
Adaptor POWAUTO PTO / UNI PUMP

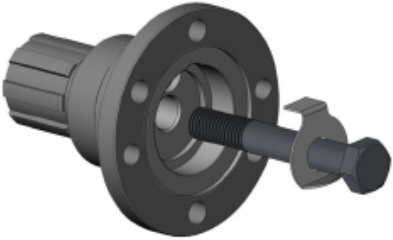
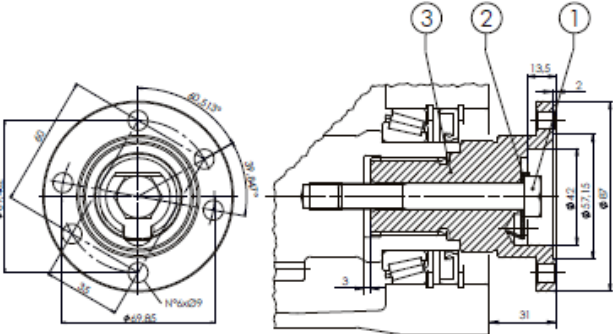
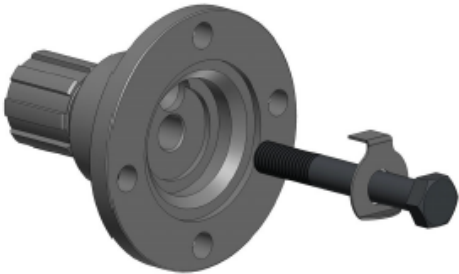
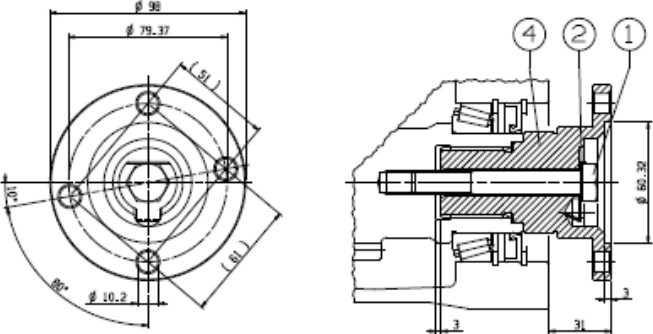
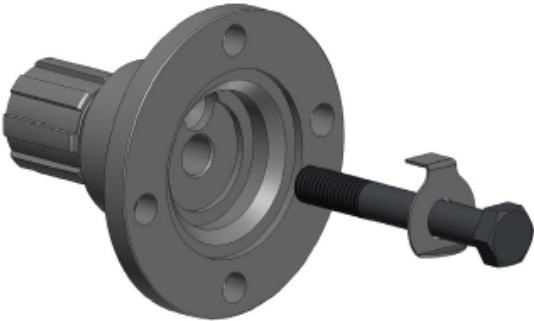
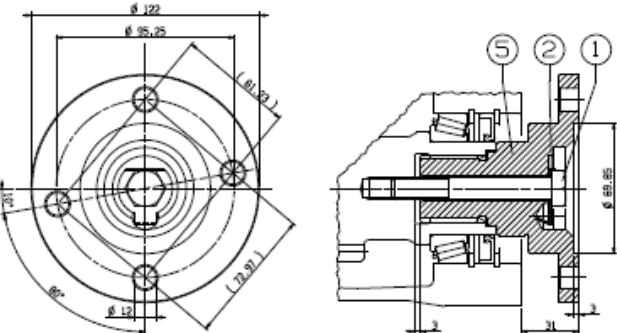



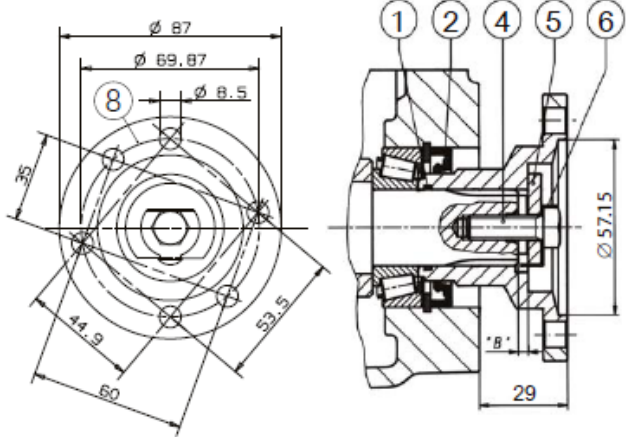

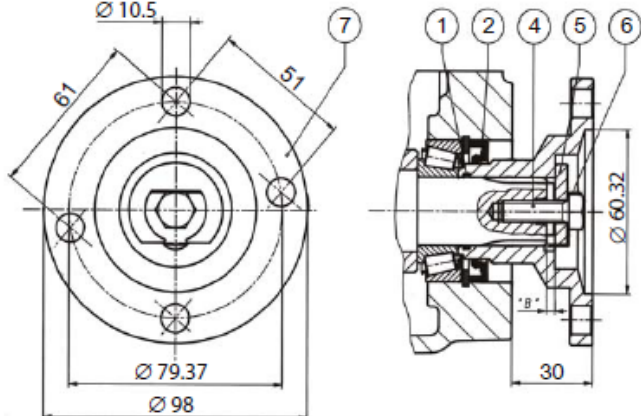
1140000384


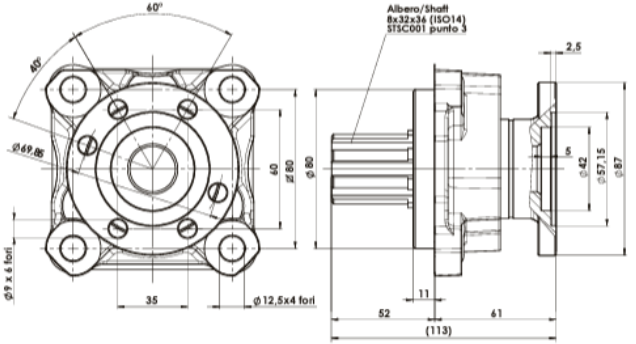

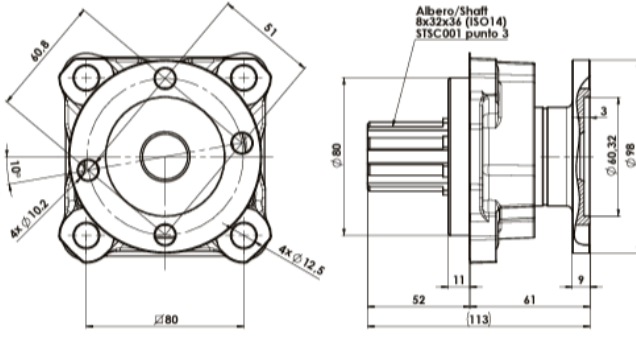

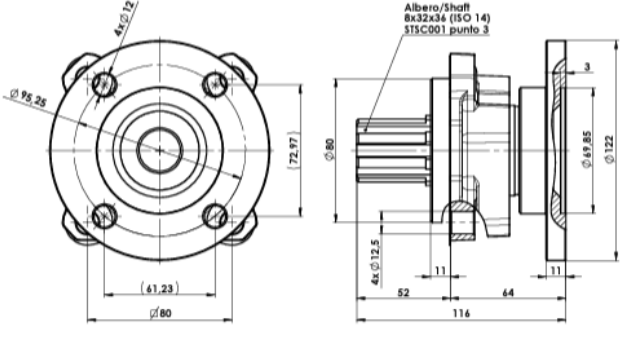
Adaptor POWAUTO PTO / DIN 13 PUMP



KIT FLANGIA / FLANGE KIT	INGOMBRO / DIMENSIONS	
<p>114-000-01089 SPICER 1120</p> 		
<p>114-000-01098 SPICER 1300</p> 		
<p>114-000-01329 SPICER 1410</p> 		

FLANGE KIT	DIMENSIONS
<p>11400001043 SPICER 1120 / JAP 60x35</p> 	
<p>11400001105 SPICER 1300</p> 	
<p>11400001516 SPICER 1410</p> 	

FLANGE KIT	DIMENSIONS
<p>114-000-01016 SPICER 1120 e and TYPE G SPECIAL</p> 	 <p>Technical drawings showing dimensions and callouts for the Spicer 1120 e flange. The front view shows a diameter of $\phi 87$ and a hole diameter of $\phi 8.5$. The cross-section shows a diameter of $\phi 57.15$ and a thickness of 29. Callouts 1 through 6 identify specific components.</p>
<p>114-000-01114 SPICER 1300</p> 	 <p>Technical drawings showing dimensions and callouts for the Spicer 1300 flange. The front view shows a diameter of $\phi 98$ and a hole diameter of $\phi 10.5$. The cross-section shows a diameter of $\phi 60.32$ and a thickness of 30. Callouts 1 through 7 identify specific components.</p>

FLANGE KIT	DIMENSIONS
<p>09909100389 SPICER 1120 ISO / JAP 60 X 35</p> 	 <p>Technical drawing showing dimensions for the Spicer 1120 ISO flange kit. The front view shows a square flange with a 60° chamfered edge, a central bore of $\varnothing 69.86$, and four mounting holes. The side view shows the shaft assembly with dimensions: 60, $\varnothing 80$, 35, $\varnothing 12.5 \times 4$ for, 52, 11, 61, 2.5, $\varnothing 57.15$, and $\varnothing 87$. The shaft is labeled "Albero/Shaft 8x32x34 (ISO14) STSC001 punto 3".</p>
<p>09909100405 SPICER 1300 ISO</p> 	 <p>Technical drawing showing dimensions for the Spicer 1300 ISO flange kit. The front view shows a square flange with a 51mm side length, a central bore of $\varnothing 81$, and four mounting holes. The side view shows the shaft assembly with dimensions: $\varnothing 80$, 51, 4x $\varnothing 10.2$, 4x $\varnothing 12.5$, 52, 11, 61, 9, $\varnothing 40.32$, and $\varnothing 98$. The shaft is labeled "Albero/Shaft 8x32x34 (ISO14) STSC001 punto 3".</p>
<p>09909100423 SPICER 1410 ISO</p> 	 <p>Technical drawing showing dimensions for the Spicer 1410 ISO flange kit. The front view shows a square flange with a 72.97mm side length, a central bore of $\varnothing 95.25$, and four mounting holes. The side view shows the shaft assembly with dimensions: $\varnothing 80$, 72.97, 4x $\varnothing 12$, 4x $\varnothing 12.5$, 52, 11, 64, 11, $\varnothing 49.85$, and $\varnothing 122$. The shaft is labeled "Albero/Shaft 8x32x34 (ISO 14) STSC001 punto 3".</p>