



OIL COOLERS

ASA TT Series DC Oil Coolers	10.1
ASA TT Series Hydraulic Drive Oil Coolers	10.2
ASA Series DC Oil Coolers	10.3
ASA Series Oil Cooler Accessories	10.4

1800 022 831

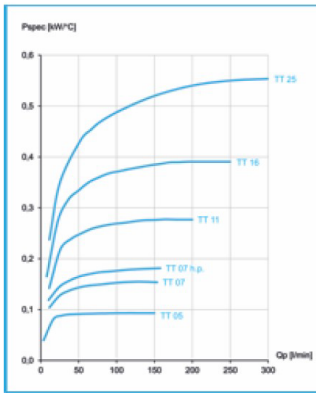
www.heavyhydraulics.com.au

TT Rail Series - DC

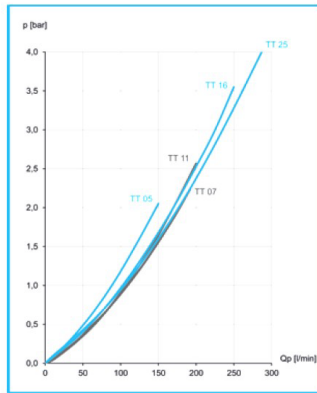
Part Number	Volatge	Current	Bypass	Ports
ASATT07RD01	12v	10.4 Amp	None	See page 17.2 for Connector Kits
ASATT07RD02	24v	5.2 Amp		
ASATT07RD03 HP	12v	16.2 Amp		
ASATT07RD04 HP	24v	8.1 Amp		
ASATT11RD01	12v	20.8 Amp		
ASATT11RD02	24v	10.4 Amp		
ASATT16RD01	12v	18.6 Amp		
ASATT16RD02	24v	9.3 Amp		
ASATT25RD01	12v	18.6 Amp		
ASATT25RD02	24v	9.3 Amp		
ASATT07RD01BP	12v	10.4 Amp	Option 1 or 5 Bar	
ASATT07RD02BP	24v	5.2 Amp		
ASATT07RD03BP HP	12v	16.2 Amp		
ASATT07RD04BP HP	24v	8.1 Amp		
ASATT11RD01BP	12v	20.8 Amp		
ASATT11RD02BP	24v	10.4 Amp		
ASATT16RD01BP	12v	18.6 Amp		
ASATT16RD02BP	24v	9.3 Amp		
ASATT25RD01BP	12v	18.6 Amp		
ASATT25RD02BP	24v	9.3 Amp		



Specific Cooling Performance

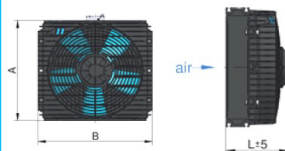


Pressure Drop @ 30°C



Dimensions

Size	A	B	L
TT07 HP	300	320	176
TT07	300	320	160
TT11	340	380	175
TT16	465	460	190
TT25	605	555	257




Connector Kit for TT07,11,16,25

Part Number	Port Size	Type
ILLZSET5G25	1" BSPP	2 x 90 Deg
ILLZSET5G32	1-1/4" BSPP	2 x 90 Deg
ILLZSET5G25A	1" BSPP	2 x Straight
ILLZSET5G25B	1" BSPP	1 x 90 Deg, 1 x Str



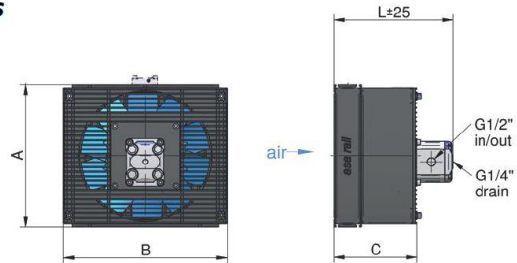
TT Rail Series - Hydraulic Drive

Part Number	Motor Size	Bypass	Ports
ASATT11RH11	Group 2 DIN 11cc	None	See page 17.2 for Connectors Kits
ASATT16RH11			
ASATT25RH11		Option 1 or 5 Bar	
ASATT11RH11BP			
ASATT16RH11BP			
ASATT25RH11BP			

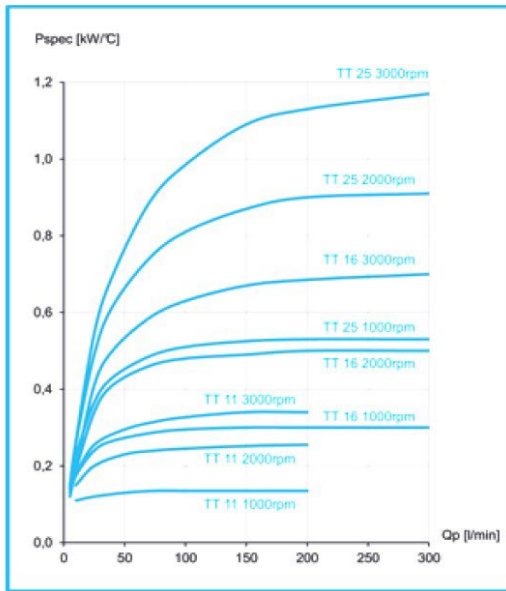


Dimensions

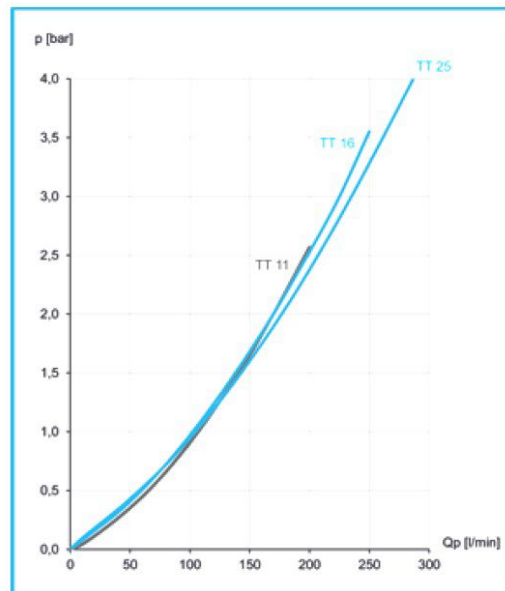
Size	A	B	C	L
ASATT11RH11	340	380	193	277
ASATT16RH11	465	460	218	302
ASATT25RH11	605	555	218	302





Specific Cooling Performance



Pressure Drop @ 30°C

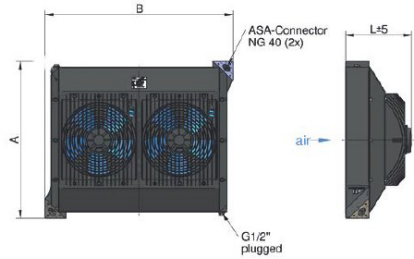


ASA Series - DC

Part Number	VOLT	Bypass	Current	Ports	ASA0177 Single Fan Only		
ASA0177AD01	12v	None	18.6 Amp	See page 17.7 for Connectors Kits			
ASA0177AD02	24v		9.3 Amp				
ASA0257AD01	12v		18.6 Amp				
ASA0257AD02	24v		19.3 Amp				
ASA0367AD01	12v		2 x 20.8 Amp				
ASA0367AD02	24v		2 x 10.4 Amp				
ASA0177AD01BP	12v	0.5 / 3.5 Bar	18.6 Amp			See page 17.7 for Connectors Kits	
ASA0177AD02BP	24v		9.3 Amp				
ASA0257AD03BP	12v		18.6 Amp				
ASA0257AD04BP	24v		19.3 Amp				
ASA0367AD01BP	12v		2 x 20.8 Amp				
ASA0367AD02BP	24v		2 x 10.4 Amp				

Dimensions

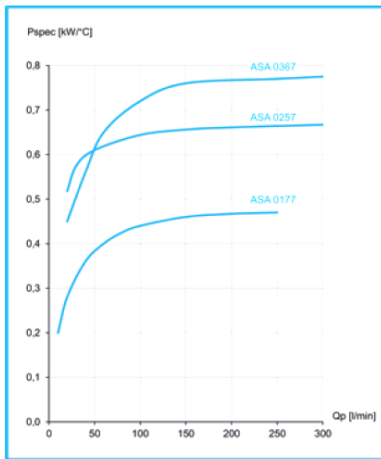
Size	A	B	L
ASA0177	470	590	228
ASA0257	555	690	259
ASA0367	650	770	271



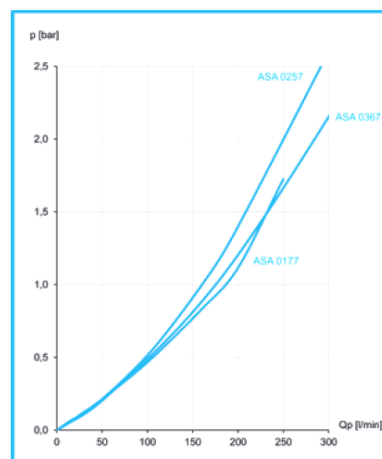
Max Pressure 26 Bar

For Temperature Switch and other options see Page 17.10

Specific Cooling Performance



Pressure Drop @ 30°C



Temperature Smart Controller DC

Part Number	Voltage	Watts	IP	<i>Smart Controller increases the fan speed as the temperature rises when used with ILLZ5069K.</i>
ILLZTC12-2K	12vDC	310	67	
ILLZTC24-2K	24vDC	340	67	

Technical drawing of the Temperature Smart Controller DC. Dimensions: 160mm width, 41mm height, 67.5mm depth, 2.8mm mounting hole offset. Components labeled: Fan cable (200mm length), Molex 250 20pin 15300027 Connector wiring (A = +12V, B = -12V), Sensor cable (400mm length), AMP Superseal 1.5 2 pole, Power supply cable (300mm length), Molex 250 20pin 15300027 Connector wiring (A = +12V, B = -12V).

Use With: ILLZTT5069K (Control Range 44-55° C)
 ILLZTH5069K (Set point 50°C, soft start)
 ILLZTH6069K (Set point 60°C, soft start)
 ILLZTH9069K (Set point 90°C, soft start)

Use with DC versions LL04,LL06/ TT07-25 / ASA0177-0367

Temperature Sensors

Part Number	Port Size	Temp	Connector	
ILLZTT5069K	1/2 BSPP	44-55°	AMP Superseal 1.5	<i>Must be used with Smart Controller</i>
ILLZTH5069K		50°		<i>Soft Start when used with Smart Controller</i>
ILLZTH6069K		60°		
ILLZTH9069K		90°		
ILLZTH4765K		50°	ISO4400	<i>ON/OFF Switch</i>
ILLZTH6065K	60°			

TT

TH with Superseal

TH with ISO4400

Use with DC versions LL04, LL06/TT07-25/ASA0177-0367